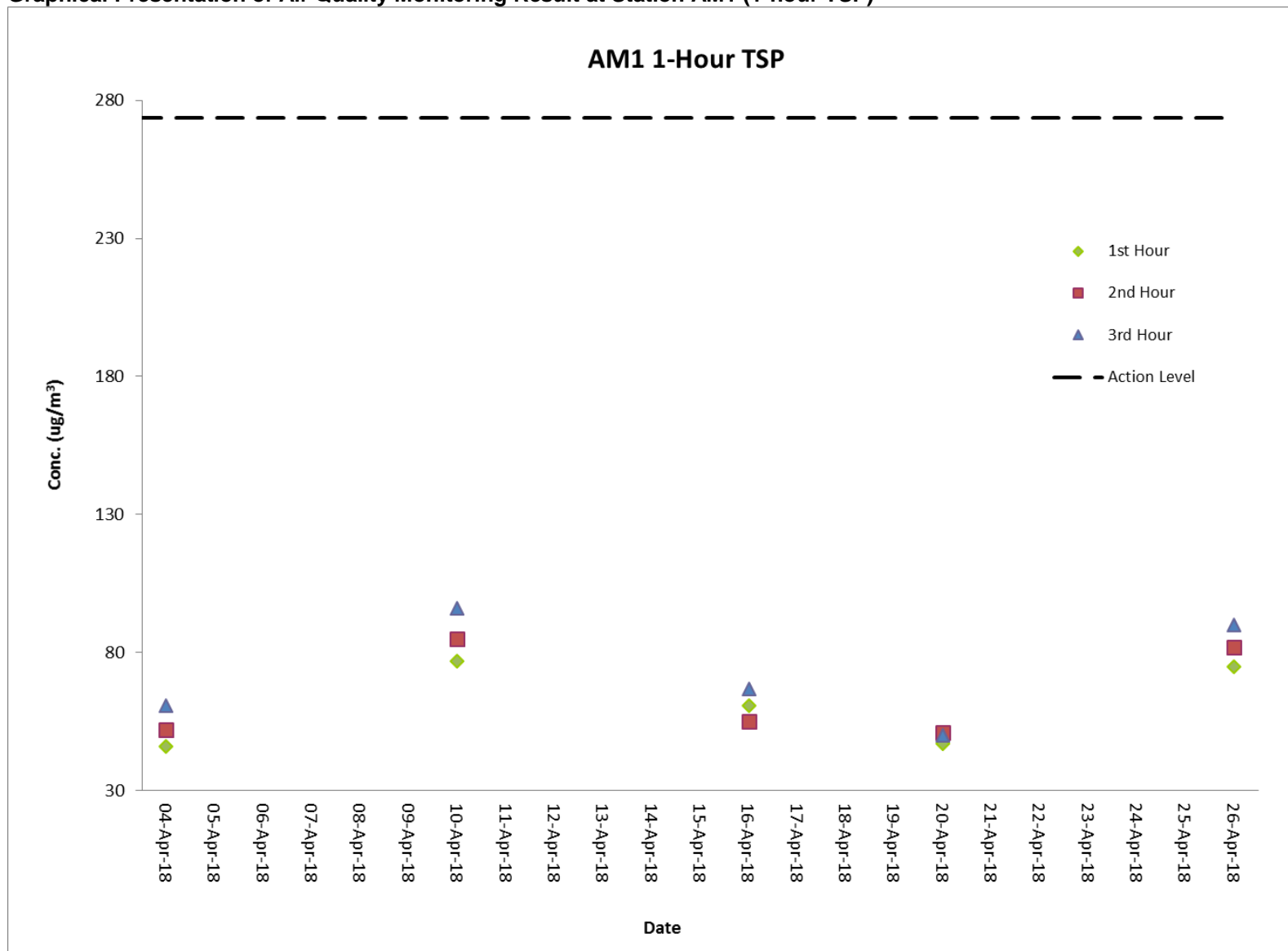


**Air Quality Monitoring Result at Station AM1 (1-hour TSP)**

| Date      | Weather Condition | Time          | Conc. (µg/m3) |          |          | Action Level (µg/m3) | Limit Level (µg/m3) |
|-----------|-------------------|---------------|---------------|----------|----------|----------------------|---------------------|
|           |                   |               | 1st Hour      | 2nd Hour | 3rd Hour |                      |                     |
| 04-Apr-18 | Sunny             | 10:44 - 16:00 | 46            | 52       | 61       | 273.7                | 500                 |
| 10-Apr-18 | Sunny             | 10:42 - 16:00 | 77            | 85       | 96       | 273.7                | 500                 |
| 16-Apr-18 | Cloudy            | 10:47 - 16:00 | 61            | 55       | 67       | 273.7                | 500                 |
| 20-Apr-18 | Cloudy            | 7:52 - 10:52  | 47            | 51       | 50       | 273.7                | 500                 |
| 26-Apr-18 | Cloudy            | 10:47 - 16:00 | 75            | 82       | 90       | 273.7                | 500                 |

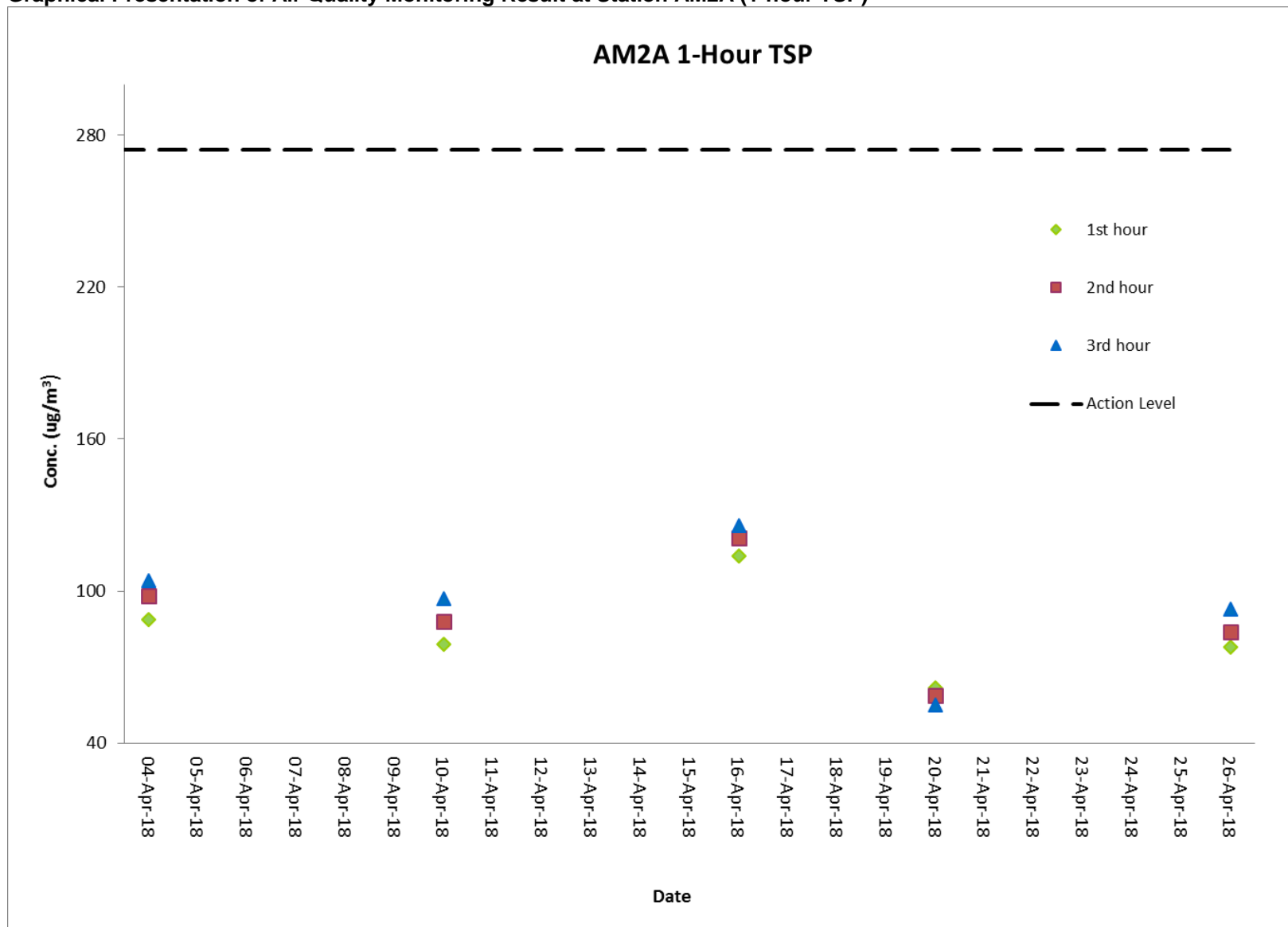
Graphical Presentation of Air Quality Monitoring Result at Station AM1 (1-hour TSP)



**Air Quality Monitoring Result at Station AM2A (1-hour TSP)**

| Date      | Weather Condition | Time          | Conc. (µg/m3) |          |          | Action Level (µg/m3) | Limit Level (µg/m3) |
|-----------|-------------------|---------------|---------------|----------|----------|----------------------|---------------------|
|           |                   |               | 1st Hour      | 2nd Hour | 3rd Hour |                      |                     |
| 04-Apr-18 | Sunny             | 10:56 - 16:10 | 89            | 98       | 104      | 274.2                | 500                 |
| 10-Apr-18 | Sunny             | 10:55 - 11:05 | 79            | 88       | 97       | 274.2                | 500                 |
| 16-Apr-18 | Cloudy            | 11:00 - 16:10 | 114           | 121      | 126      | 274.2                | 500                 |
| 20-Apr-18 | Cloudy            | 8:04 - 16:10  | 62            | 59       | 55       | 274.2                | 500                 |
| 26-Apr-18 | Cloudy            | 11:00 - 16:10 | 78            | 84       | 93       | 274.2                | 500                 |

Graphical Presentation of Air Quality Monitoring Result at Station AM2A (1-hour TSP)

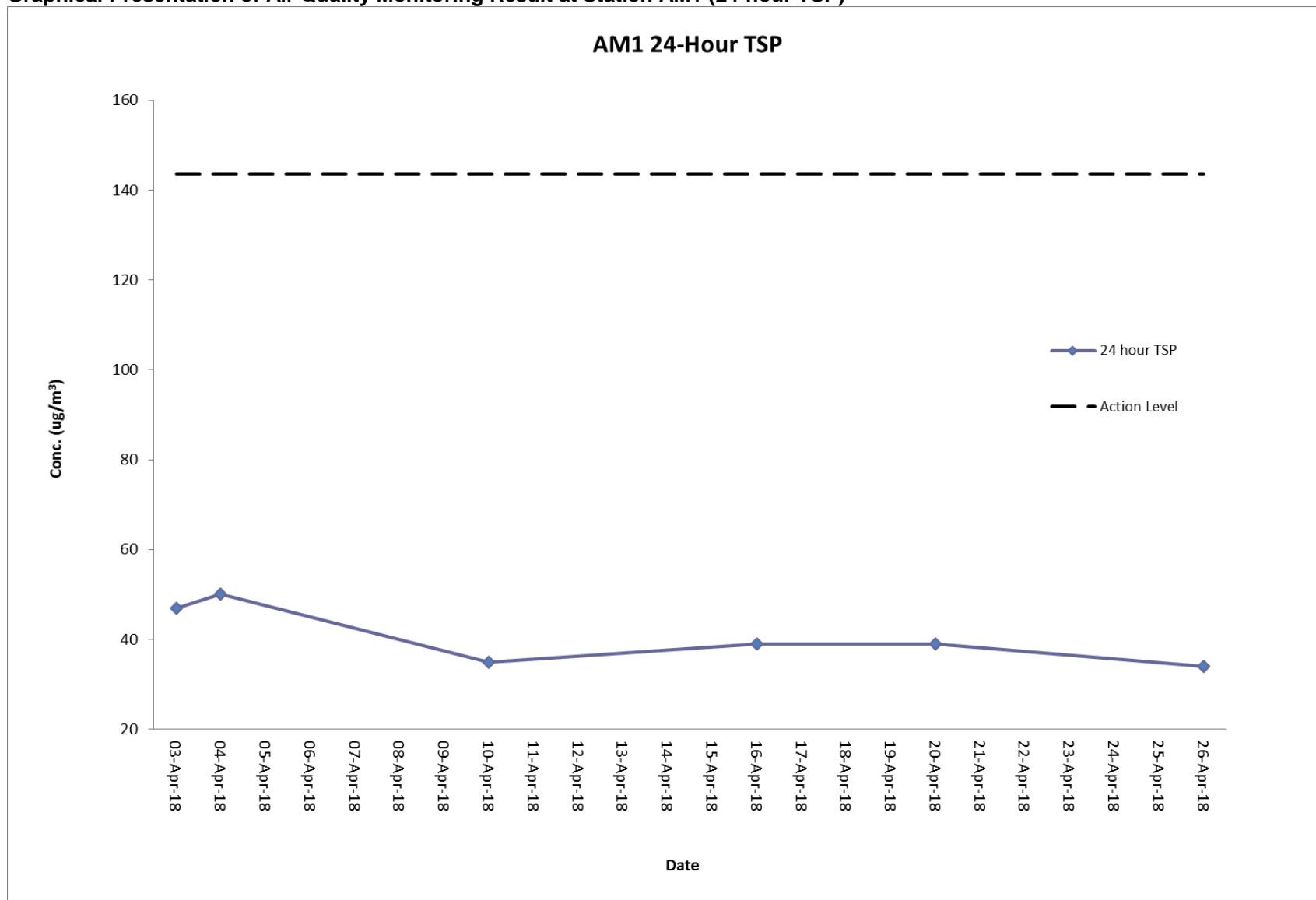


### Air Quality Monitoring Result at Station AM1 (24-hour TSP)

| Start      |       | Finish    |       | Filter Weight (g) |        | Elapsed Time Reading |          | Sampling Time (hrs) | Flow Rate (m <sup>3</sup> /min) |       |         | Conc. (µg/m <sup>3</sup> ) | Weather Condition | Action Level | Limit Level |
|------------|-------|-----------|-------|-------------------|--------|----------------------|----------|---------------------|---------------------------------|-------|---------|----------------------------|-------------------|--------------|-------------|
| Date       | Time  | Date      | Time  | Initial           | Final  | Initial              | Final    |                     | Initial                         | Final | Average |                            |                   |              |             |
| 03-Apr-18* | 08:08 | 04-Apr-18 | 08:08 | 2.7317            | 2.8158 | 22440.38             | 22464.38 | 24                  | 1.23                            | 1.23  | 1.23    | 47                         | Cloudy            | 143.6        | 260         |
| 04-Apr-18  | 10:42 | 05-Apr-18 | 10:42 | 2.8681            | 2.9574 | 22464.38             | 22488.38 | 24                  | 1.23                            | 1.23  | 1.23    | 50                         | Sunny             | 143.6        | 260         |
| 10-Apr-18  | 10:40 | 11-Apr-18 | 10:40 | 2.8462            | 2.9088 | 22488.38             | 22512.38 | 24                  | 1.23                            | 1.23  | 1.23    | 35                         | Sunny             | 143.6        | 260         |
| 16-Apr-18  | 10:45 | 17-Apr-18 | 10:45 | 2.856             | 2.9239 | 22512.38             | 22536.38 | 24                  | 1.22                            | 1.22  | 1.22    | 39                         | Cloudy            | 143.6        | 260         |
| 20-Apr-18  | 07:50 | 21-Apr-18 | 07:50 | 2.8418            | 2.91   | 22536.38             | 22560.38 | 24                  | 1.22                            | 1.22  | 1.22    | 39                         | Cloudy            | 143.6        | 260         |
| 26-Apr-18  | 10:45 | 27-Apr-18 | 10:45 | 2.8560            | 2.9156 | 22560.38             | 22584.38 | 24                  | 1.22                            | 1.22  | 1.22    | 34                         | Cloudy            | 143.6        | 260         |

Remarks: \*24-hour TSP impact monitoring at AM1 station on 29/03/2018 was suspended due to electricity issue, the monitoring was rescheduled to 03/04/2018.

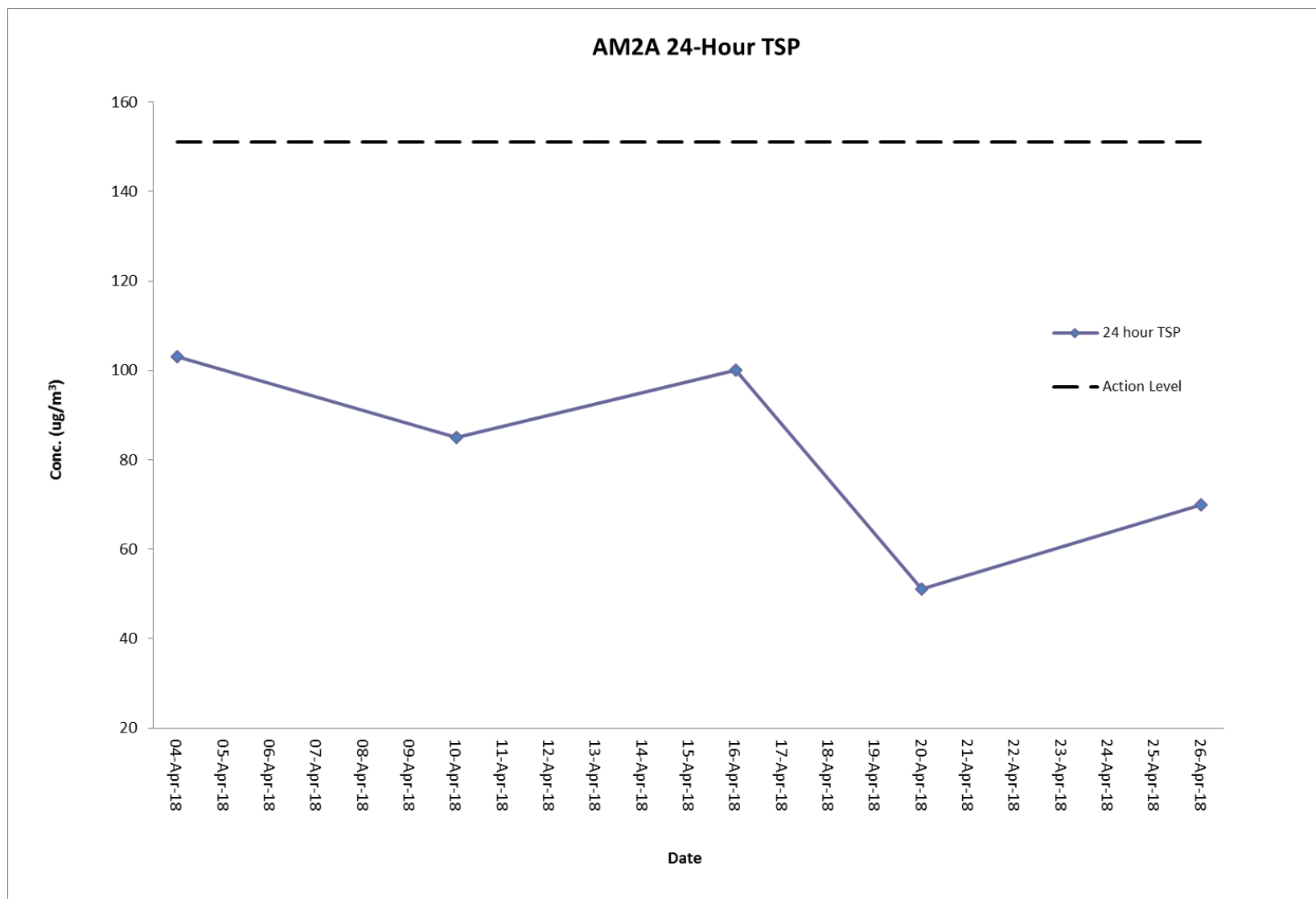
Graphical Presentation of Air Quality Monitoring Result at Station AM1 (24-hour TSP)



### Air Quality Monitoring Result at Station AM2A (24-hour TSP)

| Start     |       | Finish    |       | Filter Weight (g) |        | Elapsed Time Reading |          | Sampling Time (hrs) | Flow Rate (m3/min) |       |         | Conc. (µg/m3) | Weather Condition | Action Level | Limit Level |
|-----------|-------|-----------|-------|-------------------|--------|----------------------|----------|---------------------|--------------------|-------|---------|---------------|-------------------|--------------|-------------|
| Date      | Time  | Date      | Time  | Initial           | Final  | Initial              | Final    |                     | Initial            | Final | Average |               |                   |              |             |
| 04-Apr-18 | 10:54 | 05-Apr-18 | 10:54 | 2.8391            | 3.0208 | 18119.59             | 18143.59 | 24                  | 1.22               | 1.22  | 1.22    | 103           | Sunny             | 151.1        | 260         |
| 10-Apr-18 | 10:52 | 11-Apr-18 | 10:52 | 2.8704            | 3.0194 | 18143.59             | 18167.59 | 24                  | 1.22               | 1.22  | 1.22    | 85            | Sunny             | 151.1        | 260         |
| 16-Apr-18 | 10:57 | 17-Apr-18 | 10:57 | 2.8896            | 3.0689 | 18167.59             | 18191.59 | 24                  | 1.24               | 1.24  | 1.24    | 100           | Cloudy            | 151.1        | 260         |
| 20-Apr-18 | 08:02 | 21-Apr-18 | 08:02 | 2.8593            | 2.9510 | 18191.59             | 18215.59 | 24                  | 1.24               | 1.24  | 1.24    | 51            | Cloudy            | 151.1        | 260         |
| 26-Apr-18 | 10:57 | 27-Apr-18 | 10:57 | 2.8741            | 2.9983 | 18215.59             | 18239.59 | 24                  | 1.24               | 1.24  | 1.24    | 70            | Cloudy            | 151.1        | 260         |

Graphical Presentation of Air Quality Monitoring Result at Station AM2A (24-hour TSP)





### Noise Monitoring Result at Station NM1A

| Date      | Time  | Measured L10 dB(A) | Measured L90 dB(A) | Leq (30 min.) dB(A) |
|-----------|-------|--------------------|--------------------|---------------------|
| 04-Apr-18 | 14:00 | 67.4               | 63.1               | 69                  |
| 04-Apr-18 | 14:05 | 68.3               | 64.1               |                     |
| 04-Apr-18 | 14:10 | 66.9               | 62.7               |                     |
| 04-Apr-18 | 14:15 | 67.5               | 63.4               |                     |
| 04-Apr-18 | 14:20 | 68.0               | 64.1               |                     |
| 04-Apr-18 | 14:25 | 67.9               | 63.9               |                     |
| 10-Apr-18 | 14:00 | 66.0               | 62.1               | 68                  |
| 10-Apr-18 | 14:05 | 68.2               | 64.0               |                     |
| 10-Apr-18 | 14:10 | 67.9               | 63.4               |                     |
| 10-Apr-18 | 14:15 | 68.4               | 64.3               |                     |
| 10-Apr-18 | 14:20 | 66.4               | 62.5               |                     |
| 10-Apr-18 | 14:25 | 66.7               | 62.9               |                     |
| 16-Apr-18 | 14:00 | 67.0               | 62.1               | 69                  |
| 16-Apr-18 | 14:05 | 68.4               | 64.7               |                     |
| 16-Apr-18 | 14:10 | 67.9               | 63.7               |                     |
| 16-Apr-18 | 14:15 | 68.4               | 63.9               |                     |
| 16-Apr-18 | 14:20 | 66.9               | 62.5               |                     |
| 16-Apr-18 | 14:25 | 67.7               | 63.0               |                     |
| 26-Apr-18 | 14:00 | 68.4               | 63.8               | 69                  |
| 26-Apr-18 | 14:05 | 67.9               | 62.7               |                     |
| 26-Apr-18 | 14:10 | 66.7               | 62.4               |                     |
| 26-Apr-18 | 14:15 | 67.9               | 63.9               |                     |
| 26-Apr-18 | 14:20 | 68.2               | 63.9               |                     |
| 26-Apr-18 | 14:25 | 68.7               | 64.0               |                     |

#### Remarks:

+3dB (A) correction was applied to free-field measurement.



The station set-up of a free-field measurement at Station NM1A.

# Graphical Presentation Noise Monitoring Result at Station NM1A

